





































	Landscape use
Trees (barriers)	screening the unpleasant views, dividing up the landscape into spaces, providing shelter from wind, protection against pollution, defining boundaries assisting in the creation of beautiful landscape
Shrubs (basic planting)	qualities of hardiness, vigorous growth with a greater emphasis on evergreen plants
Shrubs (special effects)	can produce special effects specially at the time of flowering
Shrubs (barriers)	Impenetrability is essential unless the barrier is for visual purpose, thus the twigs or thorns are considered as an advantage.
Shrubs (edging)	To outline the flower beds or other kinds of plants and to create line effects.










GROWTH HABIT OF TREES			CHARACTERISTICS
VASE SHAPED	above the large shrubs or small trees		High, wide-spreading branches. Usually gives excellent shade.
PYRAMIDAL	as an accent plant		Large, high branching trees allow human activity beneath.
ROUND	in the lawn as specimen		Usually dense foliage. If the tree is large, a heavy shade is cast.
COLUMNAR	frame the views and structure in the landscape setting		Somewhat rigid in appearance. Branching strongly vertical.
WEeping	as a focal point		Very graceful appearance. Branching to the ground. Grass or other plants cannot be grown beneath them.
WIDE-OVAL	For frame or screen		Often a small tree. Horizontal branching pattern. Branches low to the ground.





PICTURE	NAME	BOTANICAL NAME	CANOPY TYPE	USE IN LANDSCAPE DESIGN	HEIGHT	SPAN	FLOWERS	OTHER CHARACTERISTICS
	MANGO/AAM	MANGIFERA INDICA	 WIDE-OVAL	<ul style="list-style-type: none"> • AVENUES • AROMA 	35-40 M	UPTO 10 M	<ul style="list-style-type: none"> • SEASON : DECEMBER ONWARDS • BUNCH OF TINY,PALE FLOWERS 	<ul style="list-style-type: none"> • STRONG PLEASANT PERFUME ATTRACTS INSECTS AND BATS
	AFRICAN TULIP / SYRINGE TREE/ FOUNTAIN TREE/ SCARLET BELL	SPATHODEA CAMPANULATA	 VASE -SHAPED	<ul style="list-style-type: none"> • BROADWAYS AND ROADLANES FOR BEAUTIFICATION • ALONG RIVER BANKS TO CHECK SOIL EROSION • STREET AND SHADE 	7-25 M	18 M	<ul style="list-style-type: none"> • ORANGE, BRIGHT RED AND DARK RED FLOWERS 	<ul style="list-style-type: none"> • GROWS LARGER IN DRIER AREAS AS COMPARED TO MOIST AREAS • EASILY DAMAGED BY STRONG WINDS DUE TO ITS SOFT WOOD • UPRIGHT MAIN BRANCHES AND STRAIGHT TRUNK
	TAMARIND/ IMLI/CHINCH	TAMARINDUS INDICA	 ROUND	<ul style="list-style-type: none"> • PLANTED IN PARKS AND AVENUES • SHADE • INFORMAL SCREEN • WINDBREAK 	12-18 M	12 M	<ul style="list-style-type: none"> • SEASON : APRIL TO JUNE ; VERY PRETTY AND SCENTED ; PINK, PURPLISH CREAM OR YELLOW VEINED AND HANG IN LOOSE BUNCHES 	<ul style="list-style-type: none"> • SLOW-GROWING TREE WITH VERY LONG DEEP ROOTS
	JAVA PLUM/ BLACK PLUM/JAMUN	SYZYGIIUM JAMBOANUM OR CUMINI	 ROUND	<ul style="list-style-type: none"> • PLANTED ON ROADSIDES IN CITIES FOR SHADING • ORNAMENTAL VALUE • AROMA 	UPTO 30 M		<ul style="list-style-type: none"> • SEASON : MARCH TO MAY • TINY GREENISH WHITE GROWING IN BUNCHES • SWEETLY PERFUMED 	<ul style="list-style-type: none"> • NOT PREFERRED BY MANY PEOPLE BECAUSE THE FALLEN FRUITS CREATE A MESS ON THE GROUND • BRANCHES START HIGH UP THE TRUNK





	CASUARINA / SHE-OAK, AUSTRALIAN OAK, BEEFWOOD	CASUARINA EQUISETIFOLIA	 VASE-SHAPED	<ul style="list-style-type: none"> • INFORMAL SCREEN • WINDBREAK 	UPTO 35 M	10 M	<ul style="list-style-type: none"> • SEASON : FEB,SEPT,OCT • CURLY DARK RED FURRY BUDS GROWING INTO SMALL WOOD-LIKE CONES • FLUFFY YELLOWISH FLOWERS 	<ul style="list-style-type: none"> • REQUIRES PLENTY OF SUNLIGHT, GROW TOGETHER IN LARGE NO.S, LONG UNTIDY BRANCHES • TRIMMED INTO HEDGES WHEN GROWS TALL
	KARANJ / INDIAN BEECH / PONGAM	PONGAMIA GLABRA	 ROUND	<ul style="list-style-type: none"> • PLANTED FOR ITS BEAUTY BY THE SIDES OF ROADS AND IN GARDENS • CARPET THE GROUND WITH BLOSSOMS AS THEY WITHER 	15-25 M		<ul style="list-style-type: none"> • SEASON: FEB, MAR, APR • PALE PURPLE OR WHITE FLOWERS 	<ul style="list-style-type: none"> • MANY CATERPILLARS, FUNGI, INSECTS ATTACK THIS TREE • LARGE CANOPY WHICH SPREADS EQUALLY WIDE
	FLAME AMHERSTIA/ NOBLE AMHERSTIA / TREE OF HEAVEN	AMHERSTIA NOBILIS	 ROUND	<ul style="list-style-type: none"> • ORNAMENTAL • STREET SHADE TREE 	9-12 M	15 M	<ul style="list-style-type: none"> • SEASON : JAN TO FEB • BRIGHT CRIMSON RED PETALS WITH YELLOW TIP 	
	CORAL JASMINE / PARIJAT / NIGHT-FLOWERING JASMINE / TREE OF SORROW	NYCTANTHES ARBOR-TRISTIS	 ROUND	<ul style="list-style-type: none"> • AROMA • ORNAMENTATION 	UPTO 10 M		<ul style="list-style-type: none"> • BUNCHED WHITE FLOWERS WITH ORANGE-RED CENTER 	








	<p>NIGHTSHADE POTATO TREE</p>	<p>SOLANUM CRISPUM</p>	 <p>WEeping WILLOW</p>	<ul style="list-style-type: none"> • PLANTING IT AGAINST A SOUTH-OR WEST-FACING FENCE OR WALL IN FULL SUN IS RECOMMENDED • ITS DENSE GROWTH HABIT MAKES IT SUITABLE FOR USE AS A HEDGE OR SCREEN • CAN ALSO BE GROWN AS A TREE BY REMOVING THE LOWER BRANCHES • PERGOLA, TRELLIS • TOPIARY 	<p>UPTO 6 M</p>	<p>6 M</p>	<p>SMALL BLUE FRAGRANT FLOWERS</p>	<ul style="list-style-type: none"> • AVOIDED IN AREAS WHERE CHILDREN PLAY AS THEY MAY BE TEMPTED TO EAT THE BRIGHT RED POISONOUS BERRIES
	<p>PUTRANJIVA</p>	<p>PUTRANJIVA ROXBURGHII</p>	 <p>WIDE-OVAL</p>	<ul style="list-style-type: none"> • ORNAMENTAL 	<p>UPTO 12 M</p>			
	<p>INDIAN OAK / SAMUDRAPHALA / ITCHY TREES</p>	<p>BARRINGTONIA ACUTANGULA</p>	 <p>WIDE-OVAL</p>		<p>8 - 15 M</p>		<p>REDDISH PETIOLES</p>	<p>A CATEPILLAR WITH IRRITANT HAIRS SOMETIMES COLONISES THE UNDERSIDES OF THE LEAVES</p>







	PALMYRA PALM	BORASSUS FLABELLIFER		<ul style="list-style-type: none"> • FOILAGE ON SEASIDE • STREET TREE 	30M	4-6M	SEPARATE MALE AND FEMALE TREES	
	COCONUT PALM	COCOS NUCIFERA		<ul style="list-style-type: none"> • ORNAMENTATION. HAVE HIGH DROUGHT AND SALT SPRAY TOLERANCE IN COASTAL REGIONS. 	UPTO 25M	8-12M DIA	SCENTED, YELLOWISH-ORANGE, FEATHERY FLOWERS	
	GULMOHAR	DELONIX REGIA	 VASE-SHAPED	ORNAMENTAL	5-12M	3.5-5M	BLOOM TIME- SPRING. REDDISH- ORANGE FLOWERS.	SHALLOW ROOTS WHICH SPREAD OUT AROUND THE TREE AND DO NOT ALLOW OTHER PLANTS TO GROW NEARBY. FULL SUN TOLERANCE.
	RAIN TREE	ENTEROLOBIUM SAMAN	 WIDE-OVAL	<ul style="list-style-type: none"> • PARKS • PASTURES • ROADSIDES 	25M	40M	GROUPED IN BUNCHES LOOKING LIKE FLUFFY COTTON BALLS	FULL SUN TOLERANCE
	BANYAN TREE	FICUS BENGALENSIS	 WEeping WILLOW	<ul style="list-style-type: none"> • AT CENTRAL MEETING PLACES BECAUSE OF ITS SPLENDOUR AND SHADE • NEEDS SPACE AROUND FOR EXPANSION 	30M	100M	YELLOW	FULL SUN TOLERANCE

	PEEPAL TREE	FICUS RELIGIOSA	 ROUND	<ul style="list-style-type: none"> • ORNAMENTAL 	30M	2-3M DIA	YELLOW	WOOD REPELANT TO WATER. USED FOR MAKING BOATS.
	COPPER POD	PELTOPHORUM FERRUGINEUM	 WIDE-OVAL	<ul style="list-style-type: none"> • PLANTED ALONG ROADSIDES • BEAUTIFUL WIDE, FEATHERY CANOPY SO POPULAR IN CITIES • SHADE • ORNAMENTAL 	15-20M	30-40M	<ul style="list-style-type: none"> • BRIGHT YELLOW • MAIN SEASON BEING FROM FEB TO APRIL AN SEPTEMBER TO DECEMBER 	GOOD HOME FOR LAC INSECT
	MAST TREE	POLYATHIA LONGIFOLIA	 COLUMNAR	<ul style="list-style-type: none"> • ALLEVIATES NOISE POLLUTION • USED IN GARDENS • WINDBREAKS • ACCENT, STREET TREE • INFORMAL SCREEN 	10 - 12 M	2 M	STAR-LIKE PALE GREEN FLOWERS LASTING FOR 2-3 WEEKS	EVERGREEN
	BADAM	TERMINALIA CATAPPA		<ul style="list-style-type: none"> • SHADE • STREET 	15-20M	BRANCHES EXTEND STRAIGHT TO 4-6M	SMALL, GREENISH-WHITE	
	BHENDI	THESPESIA POPULNEA	 WIDE-OVAL	<ul style="list-style-type: none"> • USED AT ROAD SIDES FOR SHADE AND BEAUTY 	6-10M	3 – 6 M	YELLOW, TURNS PINK IN THE EVENING.	UMBRELLA CROWN

	<p>FISHTAIL PALM</p>	<p>CARYOTA URENS</p>		<ul style="list-style-type: none"> • PARKS, GARDENS, HOUSEPLANT AS AN ORNAMENTAL TREE WHEN SMALLER 	<p>6-15M</p>	<p>3.6M</p>	<p>CREAM-COLOURED FLOWERS</p>	
	<p>ROYAL PALM/ BOTTLE PALM</p>	<p>OREODOXA REGIA</p>		<ul style="list-style-type: none"> • AS AN ORNAMENTAL TREE 	<p>20-30M</p>	<p>2-3M</p>	<p>STRAW YELLOW</p>	
	<p>PAGODA/ TEMPLE TREE/ CHAMPA</p>	<p>PLUMERIA RUBRA</p>	 <p>VASE-SHAPED</p>	<ul style="list-style-type: none"> • LARGE PLANTER • SHADE 	<p>6 M</p>	<p>8 M</p>	<p>TRICOLOR- PINK,WHITE,YELLOW</p>	

	<p>KAILASHPATI/ CANNONBALL</p>	<p>COUROUPITA GUIANENSIS</p>		<ul style="list-style-type: none"> • ORNAMENTAL FOR ITS SHOWY, SCENTED FLOWERS 	<p>35M</p>		<p>PALE YELLOW, WHITE, DEEP PINK</p>	
	<p>SCARLET CORDIA</p>	<p>CORDIA SEBESTENA</p>		<ul style="list-style-type: none"> • ORNAMENTAL PLANT • STREET AND SHADE 	<p>8 M</p>	<p>8 M</p>	<p>CLEAR, TRUE SCARLET</p>	<ul style="list-style-type: none"> • TOLERATES DROUGHT, BUT NOT FROST
	<p>RED SILK COTTON</p>	<p>BOMBAX CEIBA</p>	 <p>VASE-SHAPED</p>	<ul style="list-style-type: none"> • ORNAMENTAL PLANT • STREET, SHADE TREE 	<p>20-40 M</p>	<p>15 M</p>	<p>RED OR YELLOW</p>	


	<p>JACK FRUIT</p>	<p>ARTOCARPUS HETEROPHYLLA</p>		<ul style="list-style-type: none"> • STRONG AROMA • STREET SHADE TREE 	<p>9-21M</p>	<p>3.5-4.7M</p>	<p>GREEN</p>	<ul style="list-style-type: none"> • MINIMAL PRUNING IS REQUIRED • CUTTING OFF DEAD BRANCHES FROM THE INTERIOR OF THE TREE IS ONLY SOMETIMES NEEDED
	<p>ALEXANDRIAN LAUREL</p>	<p>CALOPHYLLUM INPHYLLUM</p>	 <p>WIDE-OVAL</p>	<ul style="list-style-type: none"> • GARDEN AND PARK PLANT 	<p>21M</p>	<p>6 – 10 M</p>	<p>WHITE</p>	
	<p>ASHOKA</p>	<p>SARACA ASOCA</p>	 <p>ROUND</p>	<ul style="list-style-type: none"> • GARDEN PLANT 	<p>6 – 9 M</p>		<p>YELLOW-ORANGE- CRIMSON</p>	
	<p>INDIAN LABURNUM</p>	<p>CASSIA FISTULA</p>	 <p>WEeping WILLOW</p>	<ul style="list-style-type: none"> • SEASON : SUMMER • LARGE FLOWERING AND ORNAMENTAL TREE • A FULL SUN TOLERANT TREE 	<p>10-20M</p>	<p>4.5-6M</p>	<p>BRIGHT YELLOW</p>	<p>USED TO FLAVOUR TOBACCO</p>

	<p>WILD ALMOND</p>	<p>STERCULIA FOETIDA</p>	 <p>VASE - SHAPED</p>	<ul style="list-style-type: none"> • OPEN FIELDS, PARKS OR URBAN AREAS 	<p>15 M</p>	<p>20 M</p>	<ul style="list-style-type: none"> • CRIMSON-BROWN 	<ul style="list-style-type: none"> • MANY PARTS OF THE TREE WHEN BRUISED OR CUT EMIT UNPLESANT ODOUR
	<p>CORAL TREE</p>	<p>ERYTHRINA</p>	 <p>VASE - SHAPED</p>	<ul style="list-style-type: none"> • ORNAMENTAL PLANT • STREET, SHADE TREE 	<p>20M</p>		<ul style="list-style-type: none"> • PINK 	<ul style="list-style-type: none"> •
 <small>www.alamy.com - DWMCDM</small>	<p>JACARANDA</p>	<p>JACARANDA MIMOSIFOLIA</p>	 <p>ROUND</p>	<ul style="list-style-type: none"> • ORNAMENTAL TREE • STREET, SHADE TREE 	<p>5-15M</p>		<ul style="list-style-type: none"> • LONG LASTING BLUE FLOWERS 	<ul style="list-style-type: none"> •



JARUL/ QUEEN'S FLOWER

LAGERSTROEMIA SPECIOSA



- ORNAMENTAL PLANT






20M

- MAUVE, PINK OR LILAC

-

SHRUBS

PICTURE	NAME	BOTANICAL NAME	HEIGHT
	CYCAS	CYCAS REVOLUTA	6-7 M
	BOSTAN FERN	NEPHROLEPSIS EXALTATA	
	SAPLERA		1-2 M
	JARUL	LAGERSTROEMIA SPECIOSA	9-12 M
	COLVILLE'S GLORY	COLVILLEA RACEMOSA	7-10 M

	FRENCH LILAC	SYRINGA	2-4 M
	VIBURNUM	VIBURNUM	
	INDIAN AZALIA	RHODODENDRON	
	ROSE OF SHARON	HIBISCUS SYRIACUS	
	FRAGRANT DAPHE	DAPHE	